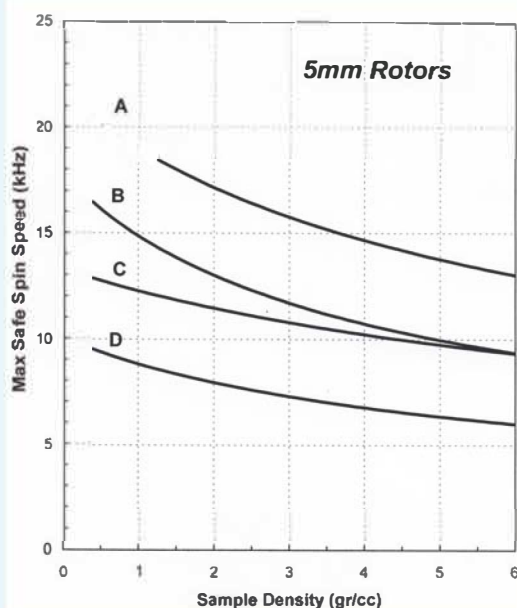
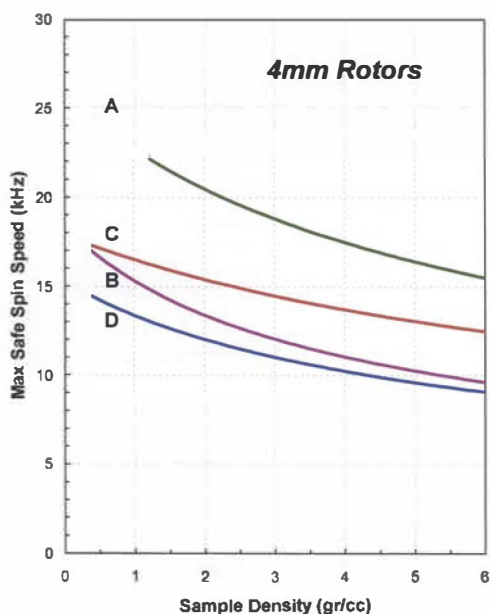


# Doty MAS Spinning Speeds

## Maximum PROBE Speeds kHz

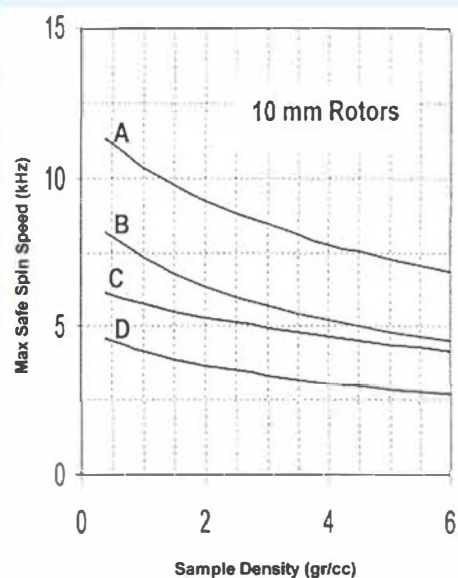
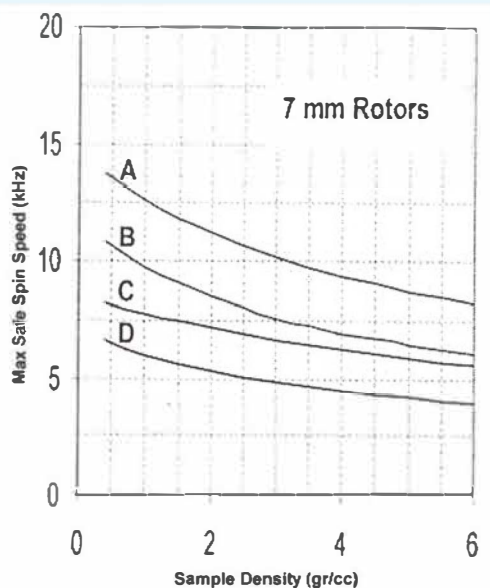
XC4	22
XC5	18
5 SS	18
5 HS	14
5 Std	9



A -  $Si_3N_4$  Thick Wall | B -  $Si_3N_4$  Thin Wall | C - Zr Thick Wall | D - Zr Thin Wall

## Maximum PROBE Speeds kHz

XC7	12
7 SS	12
7 HS	9
7 Std	6
XC10	8.5
10 SS	8.5



## MAS Turbine Cap Spinning Speeds

### Maximum Spin Speed (kHz) For Caps at Room Temperature

Cap Style	4 mm	5-mm XC or SuperSonic	5-mm Standard & High-Speed	7-mm XC or SuperSonic	7-mm Standard & High-Speed	10-mm XC or SuperSonic
Kel-F	11	10	9	7	6	5
Caps with o-rings	-----	10	9	7	6	5
Vespel w/screw	-----	15	9	12	11	8
Vespel	21	16	14	12	11	8
Aurum	22	18	14	14	12	10
Torlon	22	18	14	14	12	10

**Note:** This chart represents only material characteristics for caps. Check the Probe Specifications. The spinning speed is often more limited by the probe or the rotor material.